



# Welcome to 6 Excellence



# Presentation Outline

- Getting to Know Your Child's Form & Subject Teachers
- Positive Classroom Environment
- Communication Platforms
- Assessment Matters
- Positive Home-School Partnership
- L.O.V.E (Link Our Visions Entirely) Letters Programme
- Interaction with Form Teachers



# This is US- 6 Excellence!



# Positive Classroom Environment

## Class Rules & Routines

### IN 6 EXCELLENCE

We are **A TEAM**

We are **POSITIVE**

We **RESPECT** each other

We **MAKE GOOD CHOICES**

We are **KIND**

We are **HONEST**

We **LISTEN** to one another

We **TRY** our best

We **ENCOURAGE** each other

We are **ALL IMPORTANT**

### Routines

- 1) Bringing of Storybook :  
Monday - Wednesday : EL books  
Thursday & Friday : MT books
- 2) By 7.25 am : in class  
- silent reading / Times tables challenge
- 3) Absent from school :  
-- Send text/email to FT  
-- Letter / MC to be submitted  
-- Absentee Box
- 4) Homework - Handbook

# School Homework Policy

|   | P5 & P6<br>(EL, MA, SC & MT)   |
|---|--|
| Weekdays<br>(School Term)                                     | 30 min per subject<br>per day<br><br><i>Daily Total:<br/>Up to 2h</i>              |
| Weekends<br>(School Term)                                     | 40 min per subject<br>per weekend<br><br><i>Weekend Total:<br/>Up to 2h 40 min</i> |
| Weekly Total<br>(School Term)                                 | Up to 12h 40 min   |
| School Holidays*<br>(March,<br>September &<br>1 week of June) | 1h 30 min per subject<br><br><i>Weekly Total:<br/>Up to 6h</i>                     |

\*Homework assignments will not be given over public holidays.

Students are expected to complete work assigned for other subjects (eg. Art, Social Studies, FTGP, etc) at home if they were unable to complete it in school.

On CCA days, teachers are to use their discretion to give extended duration for submission.

## 6. What Parents/ Legal Guardians Should Do

Parents/ legal guardians can consider doing the following to support their child/ward in their learning:

- Check the Student Handbook daily to view the homework assignment for the day.
- Provide a home environment conducive for studying and completion of homework.
- Supervise and provide support for your child's/ward's learning.
- Reinforce good study habits and attitudes.
- Work in partnership with teachers to support your child's/ward's learning and development.
- Remind and ensure your child/ward completes school homework first before other things.



# Our Full School Uniform Day- Term 1

| Class        | Day    |
|--------------|--------|
| 6 Excellence | Friday |



# Build the Habit of Good Attendance

*Every day*  
**COUNTS!**

An icon of a person with a teal head and blue body sitting at a yellow desk with an orange top. The person's right hand is raised, holding a teal circle. The entire graphic is positioned to the right of the text 'Every day COUNTS!'.

School success starts  
with attendance

# Build the Habit of Good Attendance



## Before School Checklist

Use this checklist to keep track of all the things you need to do before you head to school!

**M** **T** **W** **Th** **F**

### Wake up on time!

Get up at a time that gives you enough time to get ready without having to rush out the door. If you feel like you're not getting enough rest, try going to sleep earlier!

|  |  |  |  |  |
|--|--|--|--|--|
|  |  |  |  |  |
|--|--|--|--|--|

### Prepare for your day!

Think about your schedule for today. Do you have any tests? Is there something happening after school? Knowing what to expect can help your day go smoothly!

|  |  |  |  |  |
|--|--|--|--|--|
|  |  |  |  |  |
|--|--|--|--|--|

### Get clean and dressed!

This includes taking care of your hygiene. Shower, brush your teeth, comb your hair, and make sure that your clothes are neat.

|  |  |  |  |  |
|--|--|--|--|--|
|  |  |  |  |  |
|--|--|--|--|--|

### Eat breakfast!

Eating breakfast helps keep you energized during the day. Eat something that will keep you full until lunchtime!

|  |  |  |  |  |
|--|--|--|--|--|
|  |  |  |  |  |
|--|--|--|--|--|

### Morning Chores!

Are there any chores that you are responsible for in the morning? This might include making your bed, feeding your pet, or cleaning up your room.

|  |  |  |  |  |
|--|--|--|--|--|
|  |  |  |  |  |
|--|--|--|--|--|

### Pack up!

Before you leave the house, you want to make sure that you have everything packed that you'll need for school.

|  |  |  |  |  |
|--|--|--|--|--|
|  |  |  |  |  |
|--|--|--|--|--|

### Leave on time!

Having to rush out the door is stressful! Give yourself enough time to make it to the bus stop or to get dropped off without being late.

|  |  |  |  |  |
|--|--|--|--|--|
|  |  |  |  |  |
|--|--|--|--|--|





# Build the Habit of Good Attendance

- **Inform** the school in the morning and provide the reasons for the **absence**



- **Provide a medical certificate or parent's letter to the teacher** immediately when your **child returns to school**

- Contagious disease e.g., chicken pox, HFMD etc.



# Build the Habit of Good Punctuality

- Impact on Late-coming
  - Disrupted routines
  - Emotional distress
  - Educational experience



# Possession Of Sharp Objects/ Mobile Phones/ Smart Watches



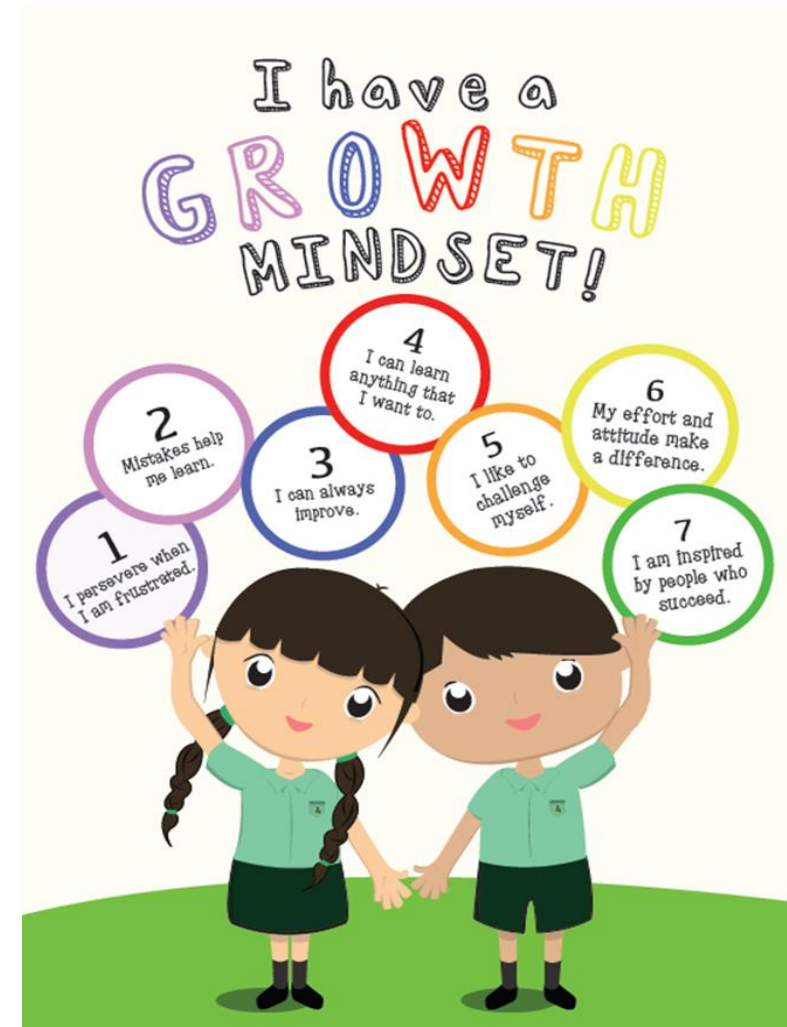
- No sharp objects such as scissors and pen knife are allowed at all times.
- No possession or bringing of smart watches.
- No mobile phones are allowed unless permission has been granted.

### Growth Mindset

As your child/ward transits from P5 to P6, he/she will face a higher level of academic rigour and demand. This is when he/she will have to adopt a growth mindset by maintaining an optimistic attitude to overcome new challenges. He/she will have to demonstrate emotional strength by showing courage and adaptability when challenged.

Last year, your child/ward attended an enrichment programme which exposed him/her to learning beyond the classroom to develop confidence in himself/herself, as well as become self-directed and responsible while using the growth mindset as a tool. They also learnt that when they change their mindset from fixed to growth, it could lead to increased motivation and achievement.

Since these are important life skills for your child's/ward's future, parents/legal guardians could help by being a good role model in practising them during your interactions with him/her.







# COMMUNICATION PLATFORMS



# Communication Platforms

You can contact us with regard to the progress and learning needs of your child or any other student well-being matters via the following official modes of communication platforms during school hours from 7.30am to 5.30pm:

- School Phone: 67529004 (Admin Centre)
- Our official email addresses:  
[siti\\_rafeah\\_kasbi@schools.gov.sg](mailto:siti_rafeah_kasbi@schools.gov.sg)  
[ng\\_zhiqiang\\_alex@schools.gov.sg](mailto:ng_zhiqiang_alex@schools.gov.sg)
- Student Handbook





# ASSESSMENT MATTERS




# FORMATIVE ASSESSMENTS

To continue the support for holistic development of your child/ward, a range of formative assessments will be conducted throughout the year. These assessments will provide richer feedback on your child's/ward's strengths and areas for improvement.

## Examples of Formative Assessments

- Quizzes
- Journal Entry
- Worksheets
- Observations
- Exit slips/cards
- Thumbs up, middle, or down
- Concept Map
- KWL Chart

| K-W-L Chart  |                     |                |
|--------------|---------------------|----------------|
| Topic: _____ |                     |                |
| What I Know  | What I Want to Know | What I Learned |
|              |                     |                |





# P6 ASSESSMENT

There will be no Mid-Year Examination. Students will sit for the Timed Practice and Preliminary Examination for all subjects.

In Term 4, students will sit for the national exam, the Primary School Leaving Examination (PSLE). Emplacement to secondary schools will be based on student's PSLE performance. The overall performance of students at the end of the year will be calculated as follows:

| <b>Timed Practice 1</b> | <b>Timed Practice 2</b> | <b>Preliminary Examination</b> | <b>PSLE</b>                             |
|-------------------------|-------------------------|--------------------------------|---|
| Term 1, Week 8          | Term 2, Weeks 6-8       | Term 3, Week 4 onwards         | Term 3, Week 8 & Term 4, Week 1 onwards |
| 0%                      | 0%                      | 0%                             | 100%                                    |

Timed Practice may include one or more components of the language papers (LC, Oral, Paper 1 & Paper 2).





# Positive School-Home Partnership



# Guidelines for Positive School-Home Partnership

## Help your child succeed in life

Our children do best when schools and parents work hand in hand to support them. Here are some tips to make this happen...

### Work with the school to know and support your child

- Have regular conversations with teachers in both academic and non-academic areas - this will help you better guide your child's development.
- Check the teachers' preferred mode of communication - they are not required to share their mobile numbers.
- Understand that teachers may not be able to respond to your queries immediately.

### Help your child relate to others

- Work with the teachers to help your child respect differences and resolve disagreements amicably.
- Let the school verify the facts in any incident before taking action to ensure a fair, objective outcome for all parties.

### Help your child develop good habits

- Create a conducive home environment for your child to enjoy reading and to finish his/her homework by himself/herself.
- Encourage your child to live a healthy, balanced life with time for sleep and play.

### Help your child manage himself/herself

- Guide your child in managing his/her time.
- Encourage your child to help out with household chores.



Our children succeed when parents and schools work hand in hand.



Ministry of Education  
SINGAPORE







### **Relating to others**

We want your child to be confident, respectful and have integrity when interacting with others.

### **Working with the school to know and support your child**

We want to develop and strengthen mutual understanding, respect and trust between the school and parents for the benefit of your child.

### **Developing good habits**

We want to nurture your child to be a self-directed learner with good habits and takes responsibility for his/her own learning.

### **Managing self**

We want your child to be able to manage challenges and make ethical responsible decisions to thrive in the VUCA future.



# How Can You Promote Cyber Wellness at Home?

## Tip 1: Guide your child on time spent online and online etiquette



**Ask your child** what he/she enjoys doing online.

Through your conversations, you can decide together **how much time he/she should spend online**, and **teach online etiquette**.


## Tip 2: Teach your child to stay safe online



- Remind your child **not to chat with strangers online** or share information that can allow strangers to locate him/her.



- Guide your child to **set strong passwords**, and **ignore suspicious links or files** sent by strangers or in pop-up boxes.
- Check with your child about the conversations that go on in their chat groups or social media to assess if he/she is being **bullied online**.



## Tip 3: Guide your child to behave responsibly online

### CONSUMING INFORMATION ONLINE

- Encourage your child to **verify information** with multiple credible sources.
- Get them to **check with you or a trusted adult** when in doubt.

### POSTING INFORMATION ONLINE

- **Co-create guidelines** with your child on what he/she can post online.
- Guide him/her to use the **THINK** framework when creating the guidelines:

Is it **T** rue, **H** elpful, **I** nspiring,  
**N** ecessary, **K** ind?



# Tips for Parents

## MANAGE YOUR CHILD'S SCREEN TIME



1. Agree on a clear set of rules in your home about the screen time. Follow the rules.



2. Be a role model. Do as you say! Know when to unplug & curb your own bad digital habits.



3. Phone-Free Zones. Restrict the use of mobile phones & computers in the bedroom & dining room.



4. Use an alarm clock in your child's bedroom & do not charge mobile phones in his/her room.



5. Unplug every weekend. Set few hours to unplug the Internet. Enjoy family games and activities.



6. Explore and discover the online world with your child. Have fun and learning experience together.







# L.O.V.E LETTERS



# WHAT IS L.O.V.E LETTER?




# LINK OUR VISIONS ENTIRELY

- Parents & school share the same visions for the children to be morally right & to develop good work attitude.
- Children have similar visions.
- Are our children aware that their visions are similar to their parents' & school's?
- We want to work together in partnership and link our efforts to develop our children, holistically, and help them achieve their visions.
- Through the L.O.V.E letter, parents establish a bond with their children.

Parents

Child

School



# Parents' Roles

**Guide and monitor their progress**

**Give them emotional and moral support**

**Encourage and praise them regularly**





# Objectives of writing the letter



The letter is a form of communication to:

- Reach out
- Affirm
- Encourage and motivate

# Guidelines on Writing

- Affirmative
- Positive
- Sincere
- Be open
- Do not scold or judge
- Help your child to understand that you are always there for him/her
- Inform your child you are working closely with school
- Show support during his/her stressful period



# Instructions

1. Write the letter on the paper provided. You may also include your own coloured papers, photos, pictures, etc.
2. After writing the letter, do sign off so that your child/ward knows who it is from.
3. Seal the letter in the given smaller envelope.
4. Do not share the contents of the letter with your child.
5. Instruct your child to hand it in to his/her Form Teacher without opening it.
6. Envelope is to be handed in by **Friday, 17 February 2023.**



**On the envelope,  
write your child's name & class**

To:

Dennis Tan  
6 Excellence



# Emotional Experience For Students

