

# Welcome to 5 Harmony



# Presentation Outline

- Getting to Know Your Child's Form & Subject Teachers
- Positive Classroom Environment
- Communication Platforms
- Assessment Matters
- Positive Home-School Partnership
- Interaction with Form Teachers

# **Upper Primary Level**

## **Primary 5 & 6**

**“Realising the Potential of Every  
Huaminite”**

-Bringing out the best in every student through quality programmes

# Positive Classroom Environment

## Class Rules & Routines

*In 5 Harmony , We are:*



**FOCUSED DURING LESSONS**



**COMMITTED TO DOING OUR BEST**



**WORKING TOWARDS A GROWTH MINDSET**



**RESPONSIBLE FOR OUR WORDS AND ACTIONS**



**TREAT OTHERS THE WAY WE WANT TO BE TREATED**

RECOGNITION  
AND OTHERS:

- TREASURE BOX DAY
- DYNAMITE STARS
- GRATITUDE JAR



CONSEQUENCES:

- REFLECTIONS
- PARENT CONTACT

# 7 Humanite Habits

HABIT 1

**Be Proactive**

HABIT 2

**Be Goal-Oriented**



HABIT 4

**Do First  
Things First**

HABIT 3

**Be A Teampayer**

HABIT 5

**Listen To Understand,  
Then Be Understood**

HABIT 6

**To Do Your Best**

HABIT 7

**To Contribute  
Passionately**



# School Homework Policy

	P5 & P6 (EL, MA, SC & MT)
<b>Weekdays (School Term)</b>	30 min per subject per day  <i>Daily Total: Up to 2h</i>
<b>Weekends (School Term)</b>	40 min per subject per weekend  <i>Weekend Total: Up to 2h 40 min</i>
<b>Weekly Total (School Term)</b>	Up to 12h 40 min
<b>School Holidays* (March, September &amp; 1 week of June)</b>	1h 30 min per subject  <i>Weekly Total: Up to 6h</i>

\*Homework assignments will not be given over public holidays.

Students are expected to complete work assigned for other subjects (eg. Art, Social Studies, FTGP, etc) at home if they were unable to complete it in school.

On CCA days, teachers are to use their discretion to give extended duration for submission.

## 6. What Parents/ Legal Guardians Should Do

Parents/ legal guardians can consider doing the following to support their child/ward in their learning:

- Check the Student Handbook daily to view the homework assignment for the day.
- Provide a home environment conducive for studying and completion of homework.
- Supervise and provide support for your child's/ward's learning.
- Reinforce good study habits and attitudes.
- Work in partnership with teachers to support your child's/ward's learning and development.
- Remind and ensure your child/ward completes school homework first before other things.



# Our Full School Uniform Day- Term 1

Class	Day
5 Harmony	Monday



# Build the Habit of Good Attendance

*Every day*  
**COUNTS!**

A stylized illustration of a person with a teal head and blue body sitting at a yellow desk with an orange top. The person is facing forward, and their arms are resting on the desk.

---

School success starts  
with attendance



# Build the Habit of Good Attendance



## Before School Checklist



Use this checklist to keep track of all the things you need to do before you head to school!

### Wake up on time!

Get up at a time that gives you enough time to get ready without having to rush out the door. If you feel like you're not getting enough rest, try going to sleep earlier!

### Prepare for your day!

Think about your schedule for today. Do you have any tests? Is there something happening after school? Knowing what to expect can help your day go smoothly!

### Get clean and dressed!

This includes taking care of your hygiene. Shower, brush your teeth, comb your hair, and make sure that your clothes are neat.

### Eat breakfast!

Eating breakfast helps keep you energized during the day. Eat something that will keep you full until lunchtime!

### Morning Chores!

Are there any chores that you are responsible for in the morning? This might include making your bed, feeding your pet, or cleaning up your room.

### Pack up!

Before you leave the house, you want to make sure that you have everything packed that you'll need for school.

### Leave on time!


Having to rush out the door is stressful! Give yourself enough time to make it to the bus stop or to get dropped off without being late.

M T W Th F

<input type="checkbox"/>	<input type="checkbox"/>	<input type="checkbox"/>	<input type="checkbox"/>	<input type="checkbox"/>
<input type="checkbox"/>	<input type="checkbox"/>	<input type="checkbox"/>	<input type="checkbox"/>	<input type="checkbox"/>
<input type="checkbox"/>	<input type="checkbox"/>	<input type="checkbox"/>	<input type="checkbox"/>	<input type="checkbox"/>
<input type="checkbox"/>	<input type="checkbox"/>	<input type="checkbox"/>	<input type="checkbox"/>	<input type="checkbox"/>
<input type="checkbox"/>	<input type="checkbox"/>	<input type="checkbox"/>	<input type="checkbox"/>	<input type="checkbox"/>
<input type="checkbox"/>	<input type="checkbox"/>	<input type="checkbox"/>	<input type="checkbox"/>	<input type="checkbox"/>
<input type="checkbox"/>	<input type="checkbox"/>	<input type="checkbox"/>	<input type="checkbox"/>	<input type="checkbox"/>

# Build the Habit of Good Attendance

- **Inform** the school in the morning and provide the **reasons for the absence**
- **Provide a medical certificate or parent's letter to the teacher**  
immediately when your **child returns to school**
- Contagious disease e.g., chicken pox, HFMD etc.



# **Build the Habit of Good Punctuality**

- Impact on Late-coming
  - Disrupted routines
  - Emotional distress
  - Educational experience

# Possession Of Sharp Objects/ Mobile Phones/ Smart Watches



- No sharp objects such as scissors and pen knife are allowed at all times.
- No possession or bringing of smart watches.
- No mobile phones are allowed unless permission has been granted.

## Social Interaction

As your child/ward transits from Middle Primary Level to Upper Primary Level this year in a brand new class, he/she will have to build relationships with diverse individuals and groups. Besides knowing how to make new friends, he/she will also work with their peers in a team where ideas are abundant and varied. He/she will have to apply social skills where they will have to negotiate with others and resolve conflicts. He/she will need to know how to explain their views calmly and clearly, as well as listen carefully to their peers' perspectives. Espousing one of the school values "Teamwork is Our Culture", he/she will work together on the task assigned to him/her.

These are social norms which students will have to use in their day-to-day interactions with others at school or even at home. Such skills involve both verbal and non-verbal cues, like facial expression, body language and gestures.



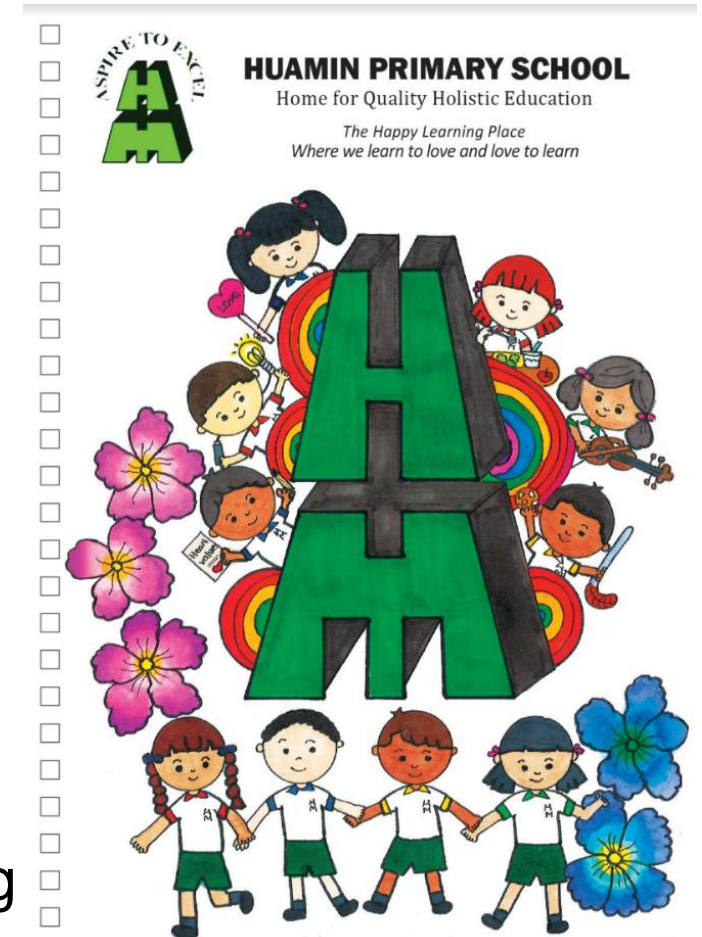
# COMMUNICATION PLATFORMS





# Establish a good communication process with the school

- Communicate with school through:
  - Parents Gateway
    - ✓ Important school events
    - ✓ Consent forms
    - ✓ Termly letters
    - ✓ Newsletters
  - Student Handbook
  - Letter of Introduction by FT and subject teachers
  - School newsletter
  - School website
  - Email teacher(s) or school, [huamin\\_ps@moe.edu.sg](mailto:huamin_ps@moe.edu.sg)



# Communication Platforms

You can contact us with regard to the progress and learning needs of your child/ward or any other student well-being matters via the following official modes of communication during school hours from 7.30am to 5.30pm:

- School Phone: 67529004 (Admin Centre)
- Class dojo
- Mdm Kanch HP: 93861447
- Our official email addresses:  
[kanchana\\_suppiah@schools.gov.sg](mailto:kanchana_suppiah@schools.gov.sg)  
[pang\\_biao\\_bin@schools.gov.sg](mailto:pang_biao_bin@schools.gov.sg)
- Student Handbook



# ASSESSMENT MATTERS




# FORMATIVE ASSESSMENTS

To continue the support for holistic development of your child/ward, a range of formative assessments will be conducted throughout the year. These assessments will provide richer feedback on your child's/ward's strengths and areas for improvement.

## Examples of Formative Assessments

- Quizzes
- Journal Entry
- Worksheets
- Observations
- Exit slips/cards
- Thumbs up, middle, or down
- Concept Map
- KWL Chart

K-W-L Chart		
Topic: _____		
What I Know	What I Want to Know	What I Learned



# P5 ASSESSMENT

Students will sit for weighted assessments in Term 1, 2 and 3 for all subjects. In Term 4, students will sit for the End-of-Year Examination. The overall weighted performance of students at the end of the year will be calculated as follows:

WA 1	WA 2	WA 3	End-of-Year Examination	Overall
Term 1 Week 9	Term 2 Week 8	Term 3 Week 6	Term 4 Week 2 onwards	
10%	15%	15%	60%	100%

# Assessment Grades and Descriptors for Achievement Bands

## Standard Subjects

AL	1	2	3	4	5	6	7	8
Raw Mark Range	$\geq 90$	85-89	80-84	75-79	65-74	45-64	20-44	$< 20$



# Assessment Grades and Descriptors for Achievement Bands

## Foundation Subjects

Foundation Level AL	Foundation Raw Mark Range
A	75 – 100
B	30 – 74
C	< 30

# Positive School-Home Partnership



# Guidelines for Positive School-Home Partnership

## Help your child succeed in life

Our children do best when schools and parents work hand in hand to support them. Here are some tips to make this happen...

### Work with the school to know and support your child

- Have regular conversations with teachers in both academic and non-academic areas - this will help you better guide your child's development.
- Check the teachers' preferred mode of communication - they are not required to share their mobile numbers.
- Understand that teachers may not be able to respond to your queries immediately.

### Help your child relate to others

- Work with the teachers to help your child respect differences and resolve disagreements amicably.
- Let the school verify the facts in any incident before taking action to ensure a fair, objective outcome for all parties.

### Help your child develop good habits

- Create a conducive home environment for your child to enjoy reading and to finish his/her homework by himself/herself.
- Encourage your child to live a healthy, balanced life with time for sleep and play.

### Help your child manage himself/herself

- Guide your child in managing his/her time.
- Encourage your child to help out with household chores.

Our children succeed when parents  
and schools work hand in hand.



Ministry of Education  
SINGAPORE



BRINGING OUT THE BEST IN OUR CHILDREN. TOGETHER



## PARENTS' ENGAGEMENT

- 1. Build** meaningful relationships with your child e.g. through parent-child programmes in the school community
- 2. Reinforce** the joy of learning and help your child to develop a lively and curious mind
- 3. Encourage** your child to discover and develop their strengths and interests, and pursue success through the multiple pathways available





### **Relating to others**

We want your child to be confident, respectful and have integrity when interacting with others.

### **Working with the school to know and support your child**

We want to develop and strengthen mutual understanding, respect and trust between the school and parents for the benefit of your child.

### **Developing good habits**

We want to nurture your child to be a self-directed learner with good habits and takes responsibility for his/her own learning.

### **Managing self**

We want your child to be able to manage challenges and make ethical responsible decisions to thrive in the VUCA future.

# How Can You Promote Cyber Wellness at Home?

**Tip 1: Guide your child on time spent online and online etiquette**



**Ask your child** what he/she enjoys doing online.

Through your conversations, you can decide together **how much time he/she should spend online**, and **teach online etiquette**.




## Tip 2: Teach your child to stay safe online



- Remind your child **not to chat with strangers online** or share information that can allow strangers to locate him/her.



- Guide your child to **set strong passwords**, and **ignore suspicious links or files** sent by strangers or in pop-up boxes.
- Check with your child about the conversations that go on in their chat groups or social media to assess if he/she is being **bullied online**.



## Tip 3: Guide your child to behave responsibly online

### CONSUMING INFORMATION ONLINE

- Encourage your child to **verify information** with multiple credible sources.
- Get them to **check with you or a trusted adult** when in doubt.

### POSTING INFORMATION ONLINE

- **Co-create guidelines** with your child on what he/she can post online.
- Guide him/her to use the **THINK** framework when creating the guidelines:

Is it **T**rue, **H**elpful, **I**nspiring,  
**N**ecessary, **K**ind?

# Tips for Parents

## MANAGE YOUR CHILD'S SCREEN TIME



1. Agree on a clear set of rules in your home about the screen time. Follow the rules.



2. Be a role model. Do as you say! Know when to unplug & curb your own bad digital habits.



3. Phone-Free Zones. Restrict the use of mobile phones & computers in the bedroom & dining room.



4. Use an alarm clock in your child's bedroom & do not charge mobile phones in his/her room.



5. Unplug every weekend. Set few hours to unplug the Internet. Enjoy family games and activities.



6. Explore and discover the online world with your child. Have fun and learning experience together.

