

# Welcome to 4 Integrity



# Positive Classroom Environment

## Class Rules & Routines

### RESPECT

TOWARDS TEACHERS	TOWARDS PEERS
<ul style="list-style-type: none"><li>• Be present – physically and mentally</li></ul>	<ul style="list-style-type: none"><li>• Any form of bullying will not be tolerated</li></ul>
<ul style="list-style-type: none"><li>• Be punctual – attendance and assignments</li></ul>	<ul style="list-style-type: none"><li>• Respect the personal space of others</li></ul>
<ul style="list-style-type: none"><li>• Do not make up excuses</li></ul>	<ul style="list-style-type: none"><li>• No borrowing of money</li></ul>
<ul style="list-style-type: none"><li>• <b>Keep personal workspace clean and tidy</b></li></ul>	
<ul style="list-style-type: none"><li>• <b>Be helpful – take the initiative to lend a helping hand whenever possible</b></li></ul>	

# Positive Classroom Environment



	P3 & P4 (EL, MA, SC & MT)
<b>Weekdays (School Term)</b>	20 min per subject per day  <i>Daily Total: Up to 1h 20 min</i>
<b>Weekends (School Term)</b>	30 min per subject per weekend  <i>Weekend Total: Up to 2h</i>
<b>Weekly Total (School Term)</b>	Up to 8h 40 min
<b>School Holidays* (March, September &amp; 1 week of June)</b>	1h per subject  <i>Weekly Total: Up to 4h</i>

*\*Homework assignments will not be given over public holidays.*

Students are expected to complete work assigned for other subjects (eg. Art, Social Studies, FTGP, etc) at home if they were unable to complete it in school.

On CCA days, teachers are to use their discretion to give extended duration for submission.

# Homework Policy

## 6. What Parents/ Legal Guardians Should Do

Parents/ legal guardians can consider doing the following to support their child/ward in their learning:

- Check the Student Handbook daily to view the homework assignment for the day.
- Provide a home environment conducive for studying and completion of homework.
- Supervise and provide support for your child's/ward's learning.
- Reinforce good study habits and attitudes.
- Work in partnership with teachers to support your child's/ward's learning and development.
- Remind and ensure your child/ward completes school homework first before other things.



# Our Full School Uniform Day- Term 1

Class	Day
4 Integrity	Monday



# Build the Habit of Good Attendance

*Every day*  
**COUNTS!**

A stylized illustration of a person with a teal head and blue body sitting at a yellow desk with an orange top. The person is facing forward, and the desk is simple and rectangular.

---

School success starts  
with attendance

# Build the Habit of Good Attendance



## Before School Checklist

Use this checklist to keep track of all the things you need to do before you head to school!

M T W Th F

### Wake up on time!

Get up at a time that gives you enough time to get ready without having to rush out the door. If you feel like you're not getting enough rest, try going to sleep earlier!

### Prepare for your day!

Think about your schedule for today. Do you have any tests? Is there something happening after school? Knowing what to expect can help your day go smoothly!

### Get clean and dressed!

This includes taking care of your hygiene. Shower, brush your teeth, comb your hair, and make sure that your clothes are neat.

### Eat breakfast!

Eating breakfast helps keep you energized during the day. Eat something that will keep you full until lunchtime!

### Morning Chores!

Are there any chores that you are responsible for in the morning? This might include making your bed, feeding your pet, or cleaning up your room.

### Pack up!

Before you leave the house, you want to make sure that you have everything packed that you'll need for school.

### Leave on time!

Having to rush out the door is stressful! Give yourself enough time to make it to the bus stop or to get dropped off without being late.

<input type="checkbox"/>	<input type="checkbox"/>	<input type="checkbox"/>	<input type="checkbox"/>	<input type="checkbox"/>
<input type="checkbox"/>	<input type="checkbox"/>	<input type="checkbox"/>	<input type="checkbox"/>	<input type="checkbox"/>
<input type="checkbox"/>	<input type="checkbox"/>	<input type="checkbox"/>	<input type="checkbox"/>	<input type="checkbox"/>
<input type="checkbox"/>	<input type="checkbox"/>	<input type="checkbox"/>	<input type="checkbox"/>	<input type="checkbox"/>
<input type="checkbox"/>	<input type="checkbox"/>	<input type="checkbox"/>	<input type="checkbox"/>	<input type="checkbox"/>
<input type="checkbox"/>	<input type="checkbox"/>	<input type="checkbox"/>	<input type="checkbox"/>	<input type="checkbox"/>
<input type="checkbox"/>	<input type="checkbox"/>	<input type="checkbox"/>	<input type="checkbox"/>	<input type="checkbox"/>

# Build the Habit of Good Attendance

- **Inform** the school in the morning and provide the reasons for the **absence**
- **Provide a medical certificate or parent's letter to the teacher** immediately when your **child returns to school**
- Contagious disease e.g., chicken pox, HFMD etc.





# **Build the Habit of Good Punctuality**

- Impact on Late-coming
  - Disrupted routines
  - Emotional distress
  - Educational experience

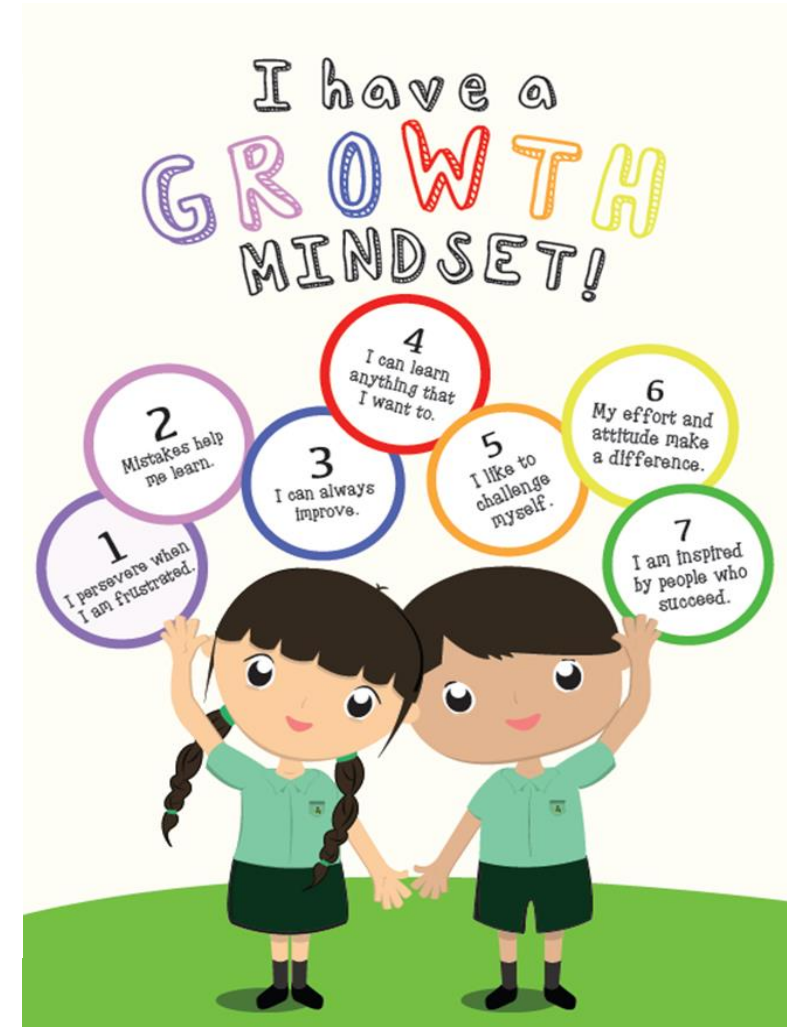
# Possession Of Sharp Objects/ Mobile Phones/ Smart Watches



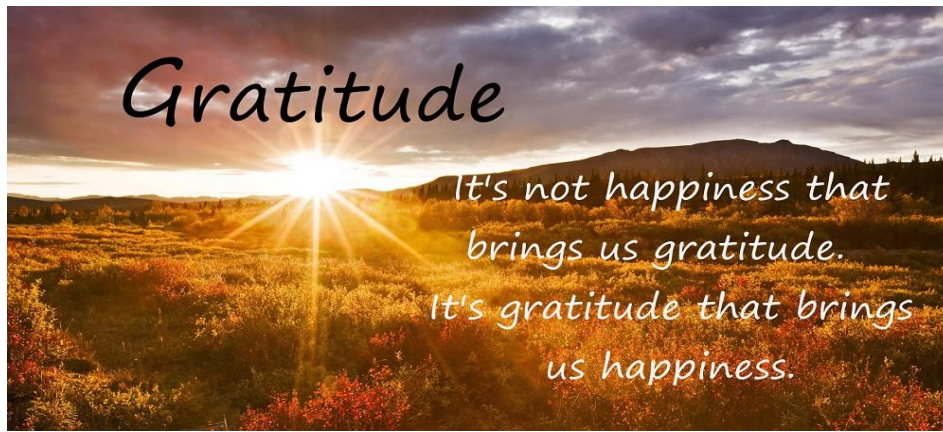
- No sharp objects such as scissors and pen knife are allowed at all times.
- No possession or bringing of smart watches.
- No mobile phones are allowed unless permission has been granted.


## Growth Mindset

A Growth Mindset refers to the belief that we can improve our intelligence, ability and performance if we work hard, learn from mistakes and willingly accept feedback. A Growth Mindset can help students to become successful learners, confident individuals, responsible citizens and effective contributors. Last year, your child/ward attended an enrichment programme which exposed him/her to learning beyond the classroom to develop confidence in himself/herself as well as become self-directed and responsible while using the growth mindset as a tool. As a follow-up, we emphasised on the fundamentals of the Growth Mindset during lessons and used teachable moments to motivate our students to achieve their potential. We will continue to build in our students the Growth Mindset attributes this year. We seek your support to work in partnership with the school to nurture your child/ward to have a Growth Mindset. Please refer to Page 26 of the Student Handbook for the growth mindset statements.

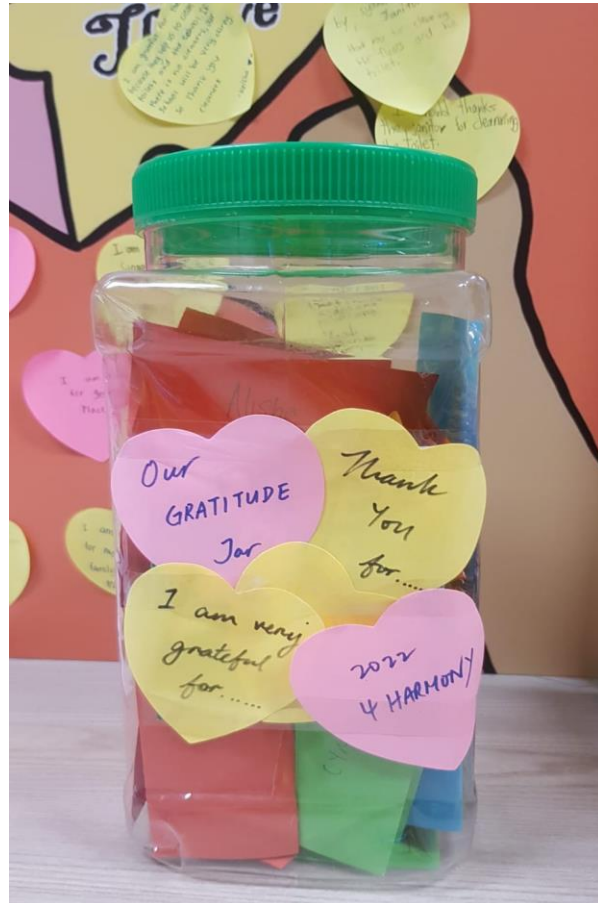






**Gratitude:** 

The quality of being thankful;  
Readiness to show appreciation for  
and to return kindness



Students writing notes of gratitude to appreciate one another.



# ASSESSMENT MATTERS




# FORMATIVE ASSESSMENTS

To continue the support for holistic development of your child/ward, a range of formative assessments will be conducted throughout the year. These assessments will provide richer feedback on your child's/ward's strengths and areas for improvement.

## Examples of Formative Assessments

- Quizzes
- Journal Entry
- Worksheets
- Observations
- Exit slips/cards
- Thumbs up, middle, or down
- Concept Map
- KWL Chart

K-W-L Chart		
Topic: _____		
What I Know	What I Want to Know	What I Learned



# P4 ASSESSMENT

There will be no Mid-Year Examination. Students will sit for weighted assessments in Terms 1, 2 and 3 for all subjects.

In Term 4, students will sit for the End-of-Year examination. The overall weighted performance of students at the end of the year will be calculated as follows:

Weighted Assessment (WA)	WA 1	WA 2	WA 3	End-of-Year Examination (EYE)	Overall
Period	Term 1. Week 9	Term 2, Week 8	Term 3, Week 7 onwards	Term 4, Week 7 onwards	
Weighting	10%	15%	15%	60%	100%

# Assessment Grades and Descriptors for Achievement Bands

Band	Mark Range
1	85 and above
2	70 – 84
3	50 – 69
4	Below 50



# Communication Platforms

You can contact us with regard to the progress and learning needs of your child/ward or any other student well-being matters via the following official modes of communication platforms during school hours from 7.30am to 5.30pm:

- School Phone: 67529004 (Admin Centre)
- Our official email addresses:  
[yong\\_siew\\_yim@schools.gov.sg](mailto:yong_siew_yim@schools.gov.sg)  
[iris\\_lim\\_shi\\_hui@schools.gov.sg](mailto:iris_lim_shi_hui@schools.gov.sg)
- Student Handbook
- Remind app – class code @3integri



# Positive School-Home Partnership



# Guidelines for Positive School-Home Partnership

## Help your child succeed in life

Our children do best when schools and parents work hand in hand to support them. Here are some tips to make this happen...

### Work with the school to know and support your child

- Have regular conversations with teachers in both academic and non-academic areas - this will help you better guide your child's development.
- Check the teachers' preferred mode of communication - they are not required to share their mobile numbers.
- Understand that teachers may not be able to respond to your queries immediately.

### Help your child relate to others

- Work with the teachers to help your child respect differences and resolve disagreements amicably.
- Let the school verify the facts in any incident before taking action to ensure a fair, objective outcome for all parties.

### Help your child develop good habits

- Create a conducive home environment for your child to enjoy reading and to finish his/her homework by himself/herself.
- Encourage your child to live a healthy, balanced life with time for sleep and play.

### Help your child manage himself/herself

- Guide your child in managing his/her time.
- Encourage your child to help out with household chores.



Our children succeed when parents  
and schools work hand in hand.



Ministry of Education  
SINGAPORE







### **Relating to others**

We want your child to be confident, respectful and have integrity when interacting with others.

### **Working with the school to know and support your child**

We want to develop and strengthen mutual understanding, respect and trust between the school and parents for the benefit of your child.

### **Developing good habits**

We want to nurture your child to be a self-directed learner with good habits and takes responsibility for his/her own learning.

### **Managing self**

We want your child to be able to manage challenges and make ethical responsible decisions to thrive in the VUCA future.



# How Can You Promote Cyber Wellness at Home?

## Tip 1: Guide your child on time spent online and online etiquette



**Ask your child** what he/she enjoys doing online.

Through your conversations, you can decide together **how much time he/she should spend online**, and **teach online etiquette**.

## Tip 2: Teach your child to stay safe online




- Remind your child **not to chat with strangers online** or share information that can allow strangers to locate him/her.



- Guide your child to **set strong passwords**, and **ignore suspicious links or files** sent by strangers or in pop-up boxes.

- Check with your child about the conversations that go on in their chat groups or social media to assess if he/she is being **bullied online**.



## Tip 3: Guide your child to behave responsibly online

### CONSUMING INFORMATION ONLINE

- Encourage your child to **verify information** with multiple credible sources.
- Get them to **check with you or a trusted adult** when in doubt.

### POSTING INFORMATION ONLINE

- **Co-create guidelines** with your child on what he/she can post online.
- Guide him/her to use the **THINK** framework when creating the guidelines:

Is it **T**rue, **H**elpful, **I**nspiring,  
**N**ecessary, **K**ind?



# Tips for Parents

## MANAGE YOUR CHILD'S SCREEN TIME



1. Agree on a clear set of rules in your home about the screen time. Follow the rules.



2. Be a role model. Do as you say! Know when to unplug & curb your own bad digital habits.



3. Phone-Free Zones. Restrict the use of mobile phones & computers in the bedroom & dining room.



4. Use an alarm clock in your child's bedroom & do not charge mobile phones in his/her room.



5. Unplug every weekend. Set few hours to unplug the Internet. Enjoy family games and activities.



6. Explore and discover the online world with your child. Have fun and learning experience together.





Thank you!

