

P3 Classroom Experience 3 Courage

Huamin Primary School



Home of Quality Holistic Education

The Happy Learning Place ...where we learn to love and love to learn



School Vision

Self-Directed Learners

Passionate Contributors



Self-Directed Learners



- Students who take responsibility for their own learning
- Question, reflect, persevere in the lifelong pursuit of learning
- Communicate information & ideas clearly.
- Generate ideas & explore different pathways to respond to an issue/challenge.

Passionate Contributors



- Anchored in HEART values
- Work effectively in teams, exercise initiative, take calculated risks, are innovative & strive for excellence
- Rooted to Singapore, have a strong civic consciousness, are responsible to their family, community & nation and take active roles in improving the lives of others.

School Mission & Values

School Mission

Nuturing Hearts

Enriching Minds

Inspiring Growth

School Values

Healthy Lifestyle

Everyone is Special

A Love for Learning

Responsible, Respectful &
Resilient

Teamwork is Our Culture

Middle Primary Level

Primary 3 & 4

“GROWING THE SKILLS AND CONFIDENCE OF EVERY HUAMINITE”

-Equipping every student with the relevant knowledge,
skills and attributes for self-directed learning

7 Humanite habits

HABIT 1

Be Proactive

HABIT 2

Be Goal-Oriented



HABIT 4

**Do First
Things First**

HABIT 3

Be A Teamplayer

HABIT 5

**Listen To Understand,
Then Be Understood**

HABIT 6

To Do Your Best

HABIT 7

**To Contribute
Passionately**



Our Class




Students in Action



Students in Action



Students in Action



Positive Classroom Environment

Class Rules & Routines

- ✓ Follow the rules and regulations.
- ✓ Listen to the instructions.
- ✓ Show the right behaviour.
- ✓ Be responsible.
- ✓ Respect each other.
- ✓ Be nice to each other.
- ✓ Be attentive during lessons.
- ✓ Do your best in everything you do.



Our Full School Uniform Day- Term 1

| Class | Day |
|-----------|-----------|
| 3 Courage | Wednesday |



Build the Habit of Good Attendance

Every day
COUNTS!

A stylized icon of a person with a teal head and blue body sitting at a yellow desk with an orange top. The person is facing forward, and the desk is simple and rectangular.

School success starts
with attendance

Build the Habit of Good Attendance



Before School Checklist



Use this checklist to keep track of all the things you need to do before you head to school!

Wake up on time!

Get up at a time that gives you enough time to get ready without having to rush out the door. If you feel like you're not getting enough rest, try going to sleep earlier!

Prepare for your day!

Think about your schedule for today. Do you have any tests? Is there something happening after school? Knowing what to expect can help your day go smoothly!

Get clean and dressed!

This includes taking care of your hygiene. Shower, brush your teeth, comb your hair, and make sure that your clothes are neat.

Eat breakfast!

Eating breakfast helps keep you energized during the day. Eat something that will keep you full until lunchtime!

Morning Chores!

Are there any chores that you are responsible for in the morning? This might include making your bed, feeding your pet, or cleaning up your room.

Pack up!

Before you leave the house, you want to make sure that you have everything packed that you'll need for school.

Leave on time!

Having to rush out the door is stressful! Give yourself enough time to make it to the bus stop or to get dropped off without being late.

M T W Th F

| | | | | |
|--------------------------|--------------------------|--------------------------|--------------------------|--------------------------|
| <input type="checkbox"/> | <input type="checkbox"/> | <input type="checkbox"/> | <input type="checkbox"/> | <input type="checkbox"/> |
| <input type="checkbox"/> | <input type="checkbox"/> | <input type="checkbox"/> | <input type="checkbox"/> | <input type="checkbox"/> |
| <input type="checkbox"/> | <input type="checkbox"/> | <input type="checkbox"/> | <input type="checkbox"/> | <input type="checkbox"/> |
| <input type="checkbox"/> | <input type="checkbox"/> | <input type="checkbox"/> | <input type="checkbox"/> | <input type="checkbox"/> |
| <input type="checkbox"/> | <input type="checkbox"/> | <input type="checkbox"/> | <input type="checkbox"/> | <input type="checkbox"/> |
| <input type="checkbox"/> | <input type="checkbox"/> | <input type="checkbox"/> | <input type="checkbox"/> | <input type="checkbox"/> |
| <input type="checkbox"/> | <input type="checkbox"/> | <input type="checkbox"/> | <input type="checkbox"/> | <input type="checkbox"/> |



Build the Habit of Good Attendance

- **Inform** the school in the morning and provide the **reasons for the absence**
- **Provide a medical certificate or parent's letter to the teacher**
immediately when your **child returns to school**
- Contagious disease e.g., chicken pox, HFMD etc.



Build the Habit of Good Punctuality

- Impact on Late-coming
 - Disrupted routines
 - Emotional distress
 - Educational experience

Possession Of Sharp Objects/ Mobile Phones/ Smart Watches



- No sharp objects such as scissors and pen knife are allowed at all times.
- No possession or bringing of smart watches.
- No mobile phones are allowed unless permission has been granted.

Social Interaction

This year, as your child/ward transits from P2 to P3, he/she would have the opportunity to meet new classmates and he/she may experience challenges in relationship building. Hence, we would emphasize on social interaction during lessons to help make the transition smooth. Social interaction is not just about knowing how to make friends. It is also about working with one's peers in a team to cooperate, share and even play together.

Through social interactions, your child/ward learns manners and values such as respect and compassion. It will also build your child/ward's confidence, allow him/her to become more self-reliant, independent and boost his/her overall self-esteem. As he/she goes on his/her education journey, he/she will have opportunities to practice social skills when interacting with others.

You can role-model by showing empathy and respect to others in your interactions. You can also teach social skills through role-playing or simply spending time talking to your child/ward.

| | P3 & P4 (EL, MA, SC & MT) |
|---|--|
| Weekdays (School Term) | 20 min per subject per day <i>Daily Total: Up to 1h 20 min</i> |
| Weekends (School Term) | 30 min per subject per weekend <i>Weekend Total: Up to 2h</i> |
| Weekly Total (School Term) | Up to 8h 40 min |
| School Holidays* (March, September & 1 week of June) | 1h per subject <i>Weekly Total: Up to 4h</i> |

**Homework assignments will not be given over public holidays.*

Students are expected to complete work assigned for other subjects (eg. Art, Social Studies, FTGP, etc) at home if they were unable to complete it in school.

On CCA days, teachers are to use their discretion to give extended duration for submission.

Homework Policy


6. What Parents/ Legal Guardians Should Do

Parents/ legal guardians can consider doing the following to support their child/ward in their learning:

- Check the Student Handbook daily to view the homework assignment for the day.
- Provide a home environment conducive for studying and completion of homework.
- Supervise and provide support for your child's/ward's learning.
- Reinforce good study habits and attitudes.
- Work in partnership with teachers to support your child's/ward's learning and development.
- Remind and ensure your child/ward completes school homework first before other things.

Positive School-Home Partnership

- Establish a good communication process with the teachers
 - Communicate with school through:
 - Parents Gateway
 - ✓ Important school events
 - ✓ Consent forms
 - ✓ Termly letters
 - ✓ Newsletters
 - Student Handbook
 - Letter of Introduction by FT and subject teachers
 - School newsletter
 - School website
 - Email teacher(s) or school, huamin_ps@moe.edu.sg
 - MOE Resources: e.g. Schoolbag articles



Communication Platforms

You can contact us with regard to the progress and learning needs of your child/ward or any other student well-being matters via the following official modes of communication platforms during school hours from 7.30am to 5.30pm:

- School Phone: 67529004 (Admin Centre)
- Our official email addresses
- Student Handbook



Guidelines for Positive School-Home Partnership

Help your child succeed in life

Our children do best when schools and parents work hand in hand to support them. Here are some tips to make this happen...

Work with the school to know and support your child

- Have regular conversations with teachers in both academic and non-academic areas - this will help you better guide your child's development.
- Check the teachers' preferred mode of communication - they are not required to share their mobile numbers.
- Understand that teachers may not be able to respond to your queries immediately.

Help your child relate to others

- Work with the teachers to help your child respect differences and resolve disagreements amicably.
- Let the school verify the facts in any incident before taking action to ensure a fair, objective outcome for all parties.

Help your child develop good habits

- Create a conducive home environment for your child to enjoy reading and to finish his/her homework by himself/herself.
- Encourage your child to live a healthy, balanced life with time for sleep and play.

Help your child manage himself/herself

- Guide your child in managing his/her time.
- Encourage your child to help out with household chores.



Our children succeed when parents
and schools work hand in hand.



Ministry of Education
SINGAPORE



BRINGING OUT THE BEST IN OUR CHILDREN. TOGETHER



BRINGING OUT THE BEST IN OUR CHILDREN. TOGETHER

- BRINGING OUT THE BEST IN OUR CHILDREN. TOGETHER



Relating to others

We want your child to be confident, respectful and have integrity when interacting with others.

Working with the school to know and support your child

We want to develop and strengthen mutual understanding, respect and trust between the school and parents for the benefit of your child.

Developing good habits

We want to nurture your child to be a self-directed learner with good habits and takes responsibility for his/her own learning.

Managing self

We want your child to be able to manage challenges and make ethical responsible decisions to thrive in the VUCA future.

How Can You Promote Cyber Wellness at Home?

Tip 1: Guide your child on time spent online and online etiquette



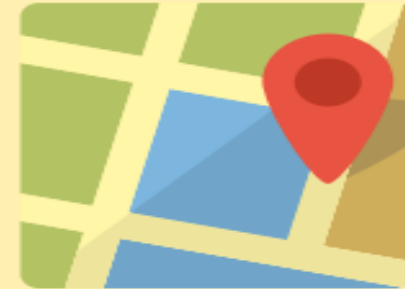
Ask your child what he/she enjoys doing online.

Through your conversations, you can decide together **how much time he/she should spend online**, and **teach online etiquette**.


Tip 2: Teach your child to stay safe online



- Remind your child **not to chat with strangers online** or share information that can allow strangers to locate him/her.



- Guide your child to **set strong passwords**, and **ignore suspicious links or files** sent by strangers or in pop-up boxes.
- Check with your child about the conversations that go on in their chat groups or social media to assess if he/she is being **bullied online**.



Tip 3: Guide your child to behave responsibly online

CONSUMING INFORMATION ONLINE

- Encourage your child to **verify information** with multiple credible sources.
- Get them to **check with you or a trusted adult** when in doubt.

POSTING INFORMATION ONLINE

- **Co-create guidelines** with your child on what he/she can post online.
- Guide him/her to use the **THINK** framework when creating the guidelines:

Is it **T**rue, **H**elpful, **I**nspiring,
Necessary, **K**ind?

Tips for Parents

MANAGE YOUR CHILD'S SCREEN TIME



1. Agree on a clear set of rules in your home about the screen time. Follow the rules.



2. Be a role model. Do as you say! Know when to unplug & curb your own bad digital habits.



3. Phone-Free Zones. Restrict the use of mobile phones & computers in the bedroom & dining room.



4. Use an alarm clock in your child's bedroom & do not charge mobile phones in his/her room.



5. Unplug every weekend. Set few hours to unplug the Internet. Enjoy family games and activities.



6. Explore and discover the online world with your child. Have fun and learning experience together.

‘Set Up a routine to start school on the right note’

Straits Times, 6 February 2023 – Life C1-C2

When Ms Irene Nah’s son started Primary 1 two years ago, he refused to sleep early and could not accept that he had to prepare ahead for his weekly spelling and tingxie (Chinese spelling).

“We tried many ways (to motivate him), including using a reward system, but they didn’t work,” says the 43-year-old freelance baker whose son, Tan Jae En, is nine this year.

Jae En took about six months to get into a routine. “Eventually, he became more willing to learn. Maybe he grew more sensible,” says Ms Nah.

One way to get a child to settle down in school as early as possible is to establish an after-school schedule, say experts.

Nurturing good habits from Primary 1 will provide a strong foundation and set a child up for success in the long run, says Dr Ng Ee Lynn, a senior education research scientist at the centre for research in child development in the National Institute of Education (NIE).

She recommends putting in place an after-school routine from Primary 1.

“Habits take time to develop. If you don’t start at Primary 1, a child may develop habits that are hard to change,” she says.

While not much homework is usually given at the Primary 1 level, allowing the child to leave such work until late at night would be a problem later, as he forms the habit of putting off work till later, she says.

“It becomes hard to break that habit. It is too late to start only in Primary 4. You have to manage the huge amount of workload as well as a child who may question the need to do work first,” she adds.

A routine will also help children to develop self-regulation skills, she says. “A routine helps them know what to expect from a young age. Their self-regulation skills are still developing at that age and it’s hard for them to say ‘I must do my work first.’”

Setting a routine also signals to the child what is important and should be done first.

She emphasises that this does not mean overwhelming a seven-year-old child with assessment books to do.

If there is no schoolwork, parents can set aside time for the child to read storybooks, she suggests.

“The main thing is to help your child understand that if he has schoolwork, he should complete it first before play, it’s his responsibility as a student and there is no point procrastinating,” she says.

Thank you!

